



# GlobalTop Flash Tool User Guide

Rev.A01

## GlobalTop Flash Tool User Guide

Rev.A01

CONFIDENTIAL

The document is the exclusive property of GlobalTop Tech Inc. and should not be distributed, reproduced, or any other format without prior permission of GlobalTop Tech Inc. Specifications subject to change without prior notice

---

### GlobalTop Tech Inc.

No.16 Nan-ke 9<sup>th</sup> Rd Science-based Ind. Park, Tainan 741-47, Taiwan, R.O.C.

Tel:+886-6-5051268 Fax:+886-6-5053381 <http://www.gtop-tech.com/> email: sales@gtop-tech.com

Copyright© 2011 GlobalTop Tech Inc. All right reserved.



# GlobalTop Flash Tool User Guide

Rev.A01

History		
Date	Rev.	Description
2009/12/15	A00	First Release
2011/10/04	A01	Second Release

CONFIDENTIAL

The document is the exclusive property of GlobalTop Tech Inc. and should not be distributed, reproduced, or any other format without prior permission of GlobalTop Tech Inc. Specifications subject to change without prior notice

## GlobalTop Tech Inc.

No.16 Nan-ke 9<sup>th</sup> Rd Science-based Ind. Park, Tainan 741-47, Taiwan, R.O.C.

Tel:+886-6-5051268 Fax:+886-6-5053381 <http://www.gtop-tech.com/> email: sales@gtop-tech.com

Copyright© 2011 GlobalTop Tech Inc. All right reserved.



# GlobalTop Flash Tool User Guide

Rev.A01

## 1. Introduction

The Flash tool is only for MTK module to update the firmware of GPS chip, the tool just have download function ,no parameter setting function , if you need to change parameter setting of GPS module, please contact your provider.

## 2. Features

- One-to-One 、 One-to-many firmware burning
- Support all product of Global Top Inc

## 3. Functional Specification

- **File**
  - Download Agent-Selection of download agent file
  - ROM-Selection of firmware file
- **Action**
  - Connect-To open COM PORT
  - Download-Start burning
  - Stop-Stop burning
- **ComPort**
  - COM-Selection of COM PORT
  - Update Baud rate-Selection of burn speed
  - NMEA Baud rate-Selection of test speed
- **Option**
  - Series-Selection of MTK chip
    1. MT3329
    2. MT3339
    3. MT3318
- **About**
  - Display corporation 、 software version information

The document is the exclusive property of GlobalTop Tech Inc. and should not be distributed, reproduced, or any other format without prior permission of GlobalTop Tech Inc. Specifications subject to change without prior notice

### GlobalTop Tech Inc.

No.16 Nan-ke 9<sup>th</sup> Rd Science-based Ind. Park, Tainan 741-47, Taiwan, R.O.C.

Tel:+886-6-5051268 Fax:+886-6-5053381 <http://www.gtop-tech.com/> email: sales@gtop-tech.com

Copyright© 2011 GlobalTop Tech Inc. All right reserved.



# GlobalTop Flash Tool User Guide

Rev.A01

## 4. Operation Instruction

1. To select “**Option**” → “**Series**”, then according to chip model to choose 3329、3339、3318. it needs to match relative file. As shown below in figure 4-1

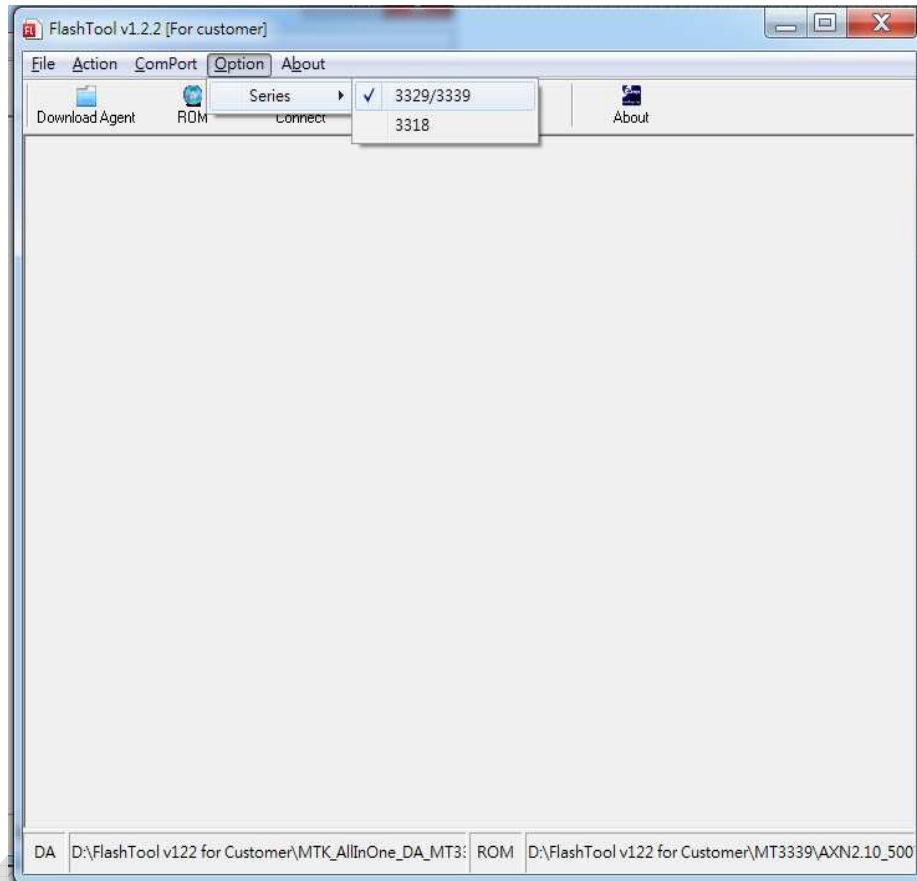


Figure 4-1

The document is the exclusive property of GlobalTop Tech Inc. and should not be distributed, reproduced, or any other format without prior permission of GlobalTop Tech Inc. Specifications subject to change without prior notice

### GlobalTop Tech Inc.

No.16 Nan-ke 9<sup>th</sup> Rd Science-based Ind. Park, Tainan 741-47, Taiwan, R.O.C.

Tel:+886-6-5051268 Fax:+886-6-5053381 <http://www.gtop-tech.com/> email: sales@gtop-tech.com

Copyright© 2011 GlobalTop Tech Inc. All right reserved.



# GlobalTop Flash Tool User Guide

Rev.A01

2. To select “ComPort”→”COM”, then choose one or above com port. “Select All” for all com port. “Cancel All” for remove all com port. As shown in below figure 4-2

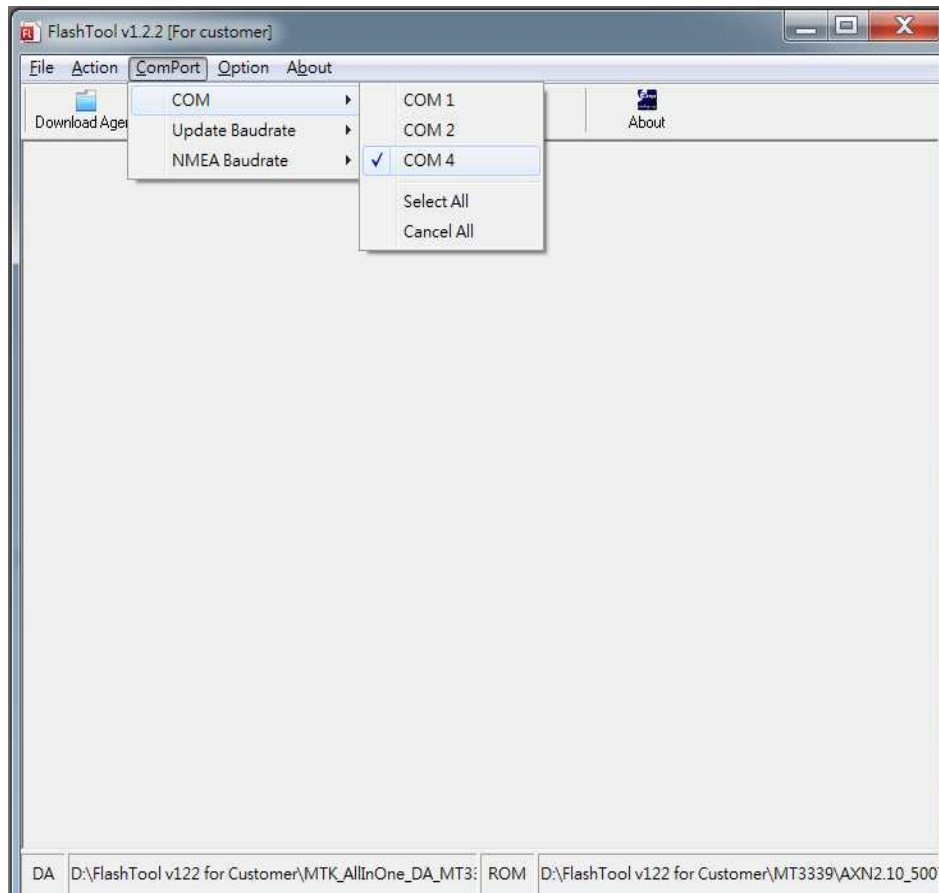


Figure 4-2

The document is the exclusive property of GlobalTop Tech Inc. and should not be distributed, reproduced, or any other format without prior permission of GlobalTop Tech Inc. Specifications subject to change without prior notice

## GlobalTop Tech Inc.

No.16 Nan-ke 9<sup>th</sup> Rd Science-based Ind. Park, Tainan 741-47, Taiwan, R.O.C.

Tel:+886-6-5051268 Fax:+886-6-5053381 <http://www.gtop-tech.com/> email: sales@gtop-tech.com

Copyright© 2011 GlobalTop Tech Inc. All right reserved.



# GlobalTop Flash Tool User Guide

Rev.A01

3. To select “ComPort”→”Update Baudrate”, then choose one for firmware burning. **115200 bps is recommended.** As shown in below figure 4-3.

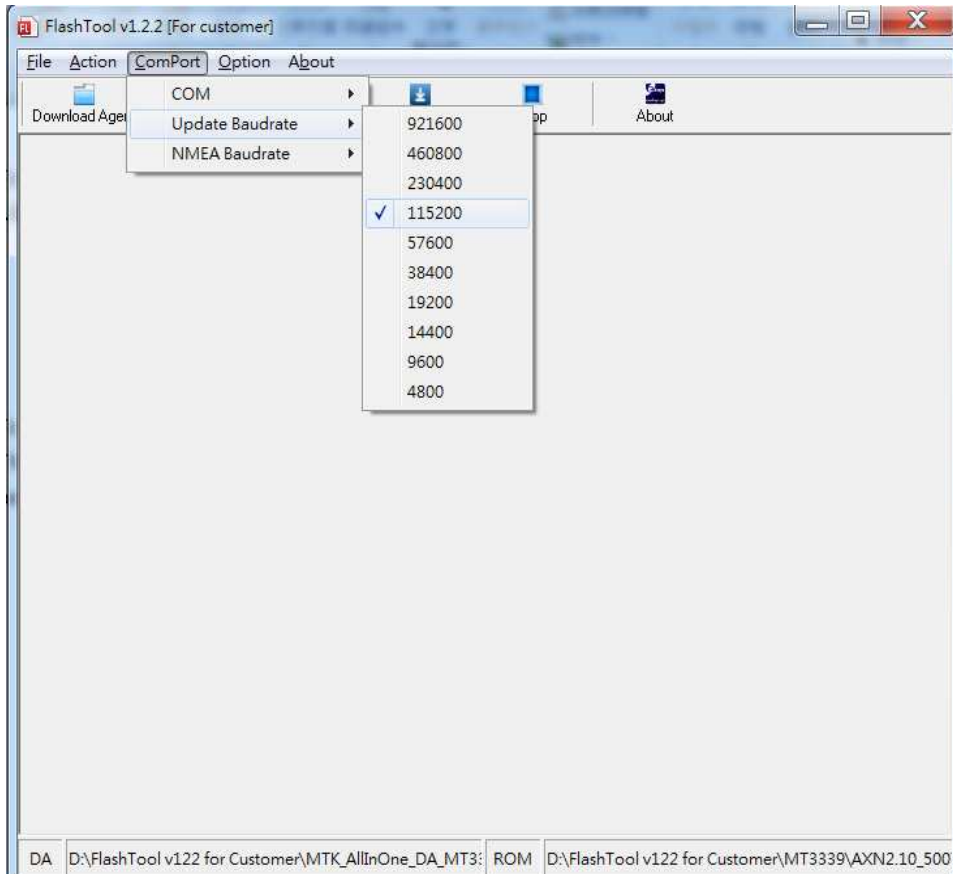


Figure 4-3

The document is the exclusive property of GlobalTop Tech Inc. and should not be distributed, reproduced, or any other format without prior permission of GlobalTop Tech Inc. Specifications subject to change without prior notice

## GlobalTop Tech Inc.

No.16 Nan-ke 9<sup>th</sup> Rd Science-based Ind. Park, Tainan 741-47, Taiwan, R.O.C.

Tel:+886-6-5051268 Fax:+886-6-5053381 <http://www.gtop-tech.com/> email: sales@gtop-tech.com

Copyright© 2011 GlobalTop Tech Inc. All right reserved.

4. To select “File” → “Download Agent” or press down “Download Agent” on page. Then choose a suitable download Agent file according to the chip model. As shown below in figure 4-4.

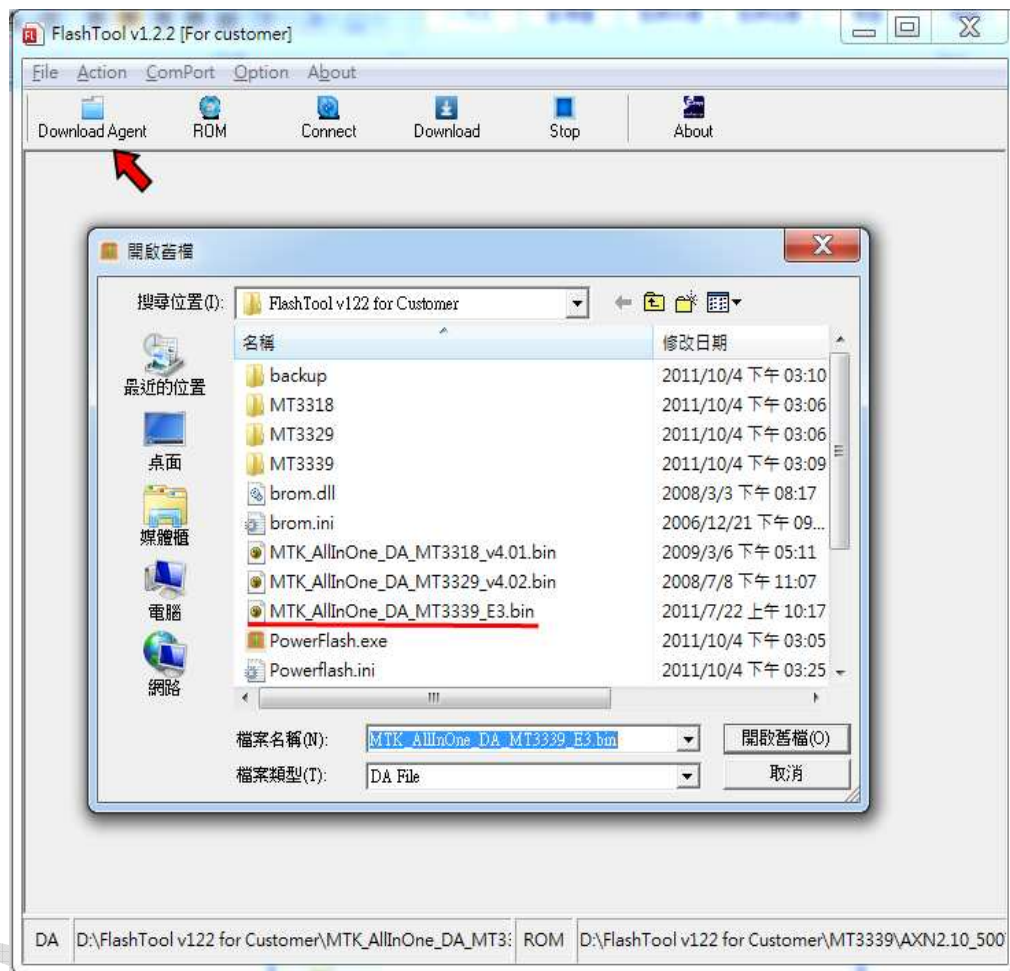


Figure 4-4

5. To select “File” → “ROM” or press down “ROM” on page. Then chooses a suitable file. As shown below in figure 4-5.

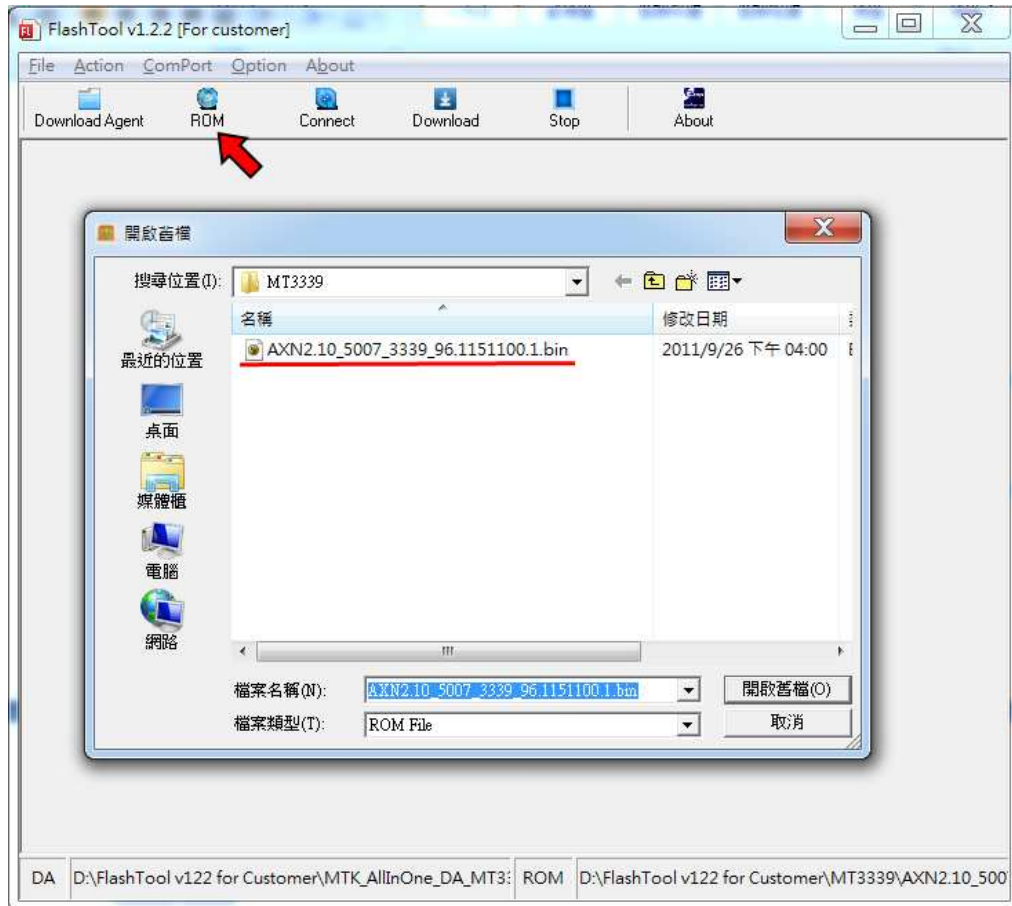


Figure 4-5





# GlobalTop Flash Tool User Guide

Rev.A01

- To select “**Action**” → “**Connect**” or press down “Connect” on page for Com port connecting. As shown in below figure 4-6.

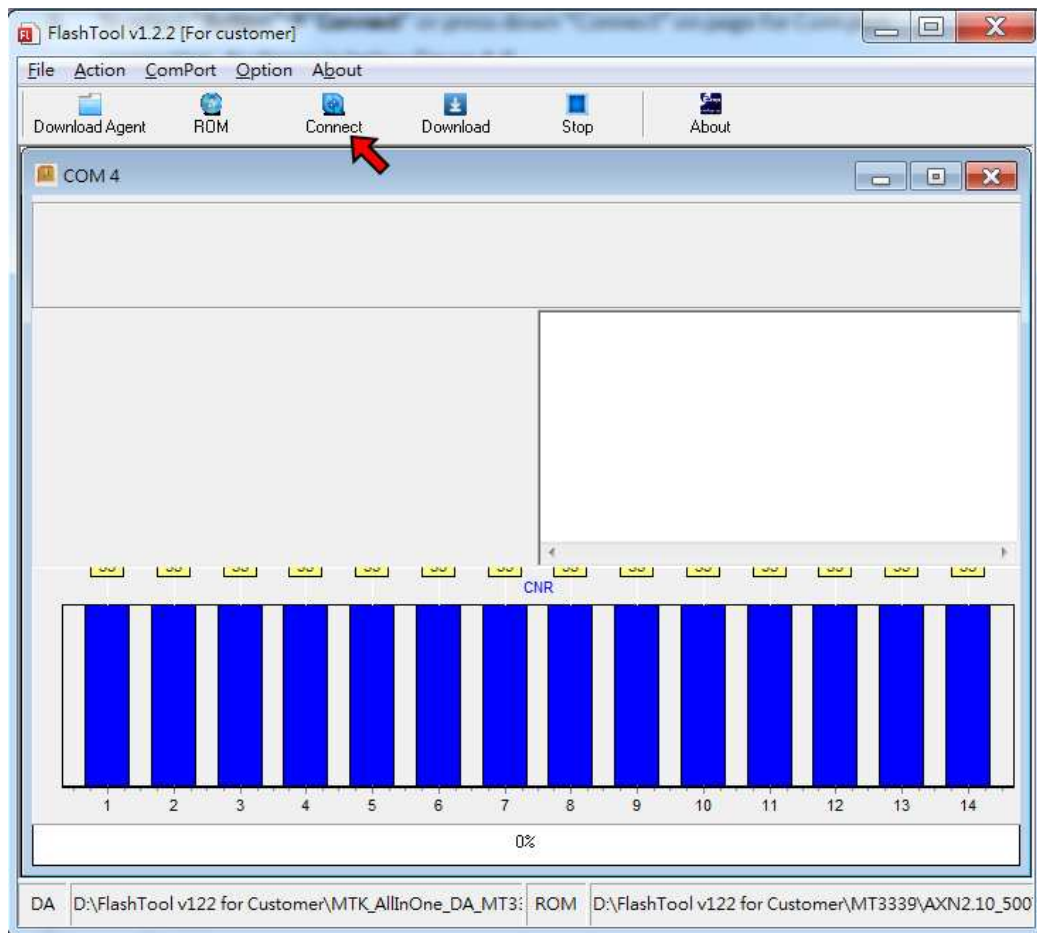


Figure 4-6

The document is the exclusive property of GlobalTop Tech Inc. and should not be distributed, reproduced, or any other format without prior permission of GlobalTop Tech Inc. Specifications subject to change without prior notice

## GlobalTop Tech Inc.

No.16 Nan-ke 9<sup>th</sup> Rd Science-based Ind. Park, Tainan 741-47, Taiwan, R.O.C.

Tel:+886-6-5051268 Fax:+886-6-5053381 <http://www.gtop-tech.com/> email: sales@gtop-tech.com

Copyright© 2011 GlobalTop Tech Inc. All right reserved.



# GlobalTop Flash Tool User Guide

Rev.A01

7. To select “Action”→”Download” or press down “Download” on page for firmware burning. As shown in below figure 4-7 and 4-8.

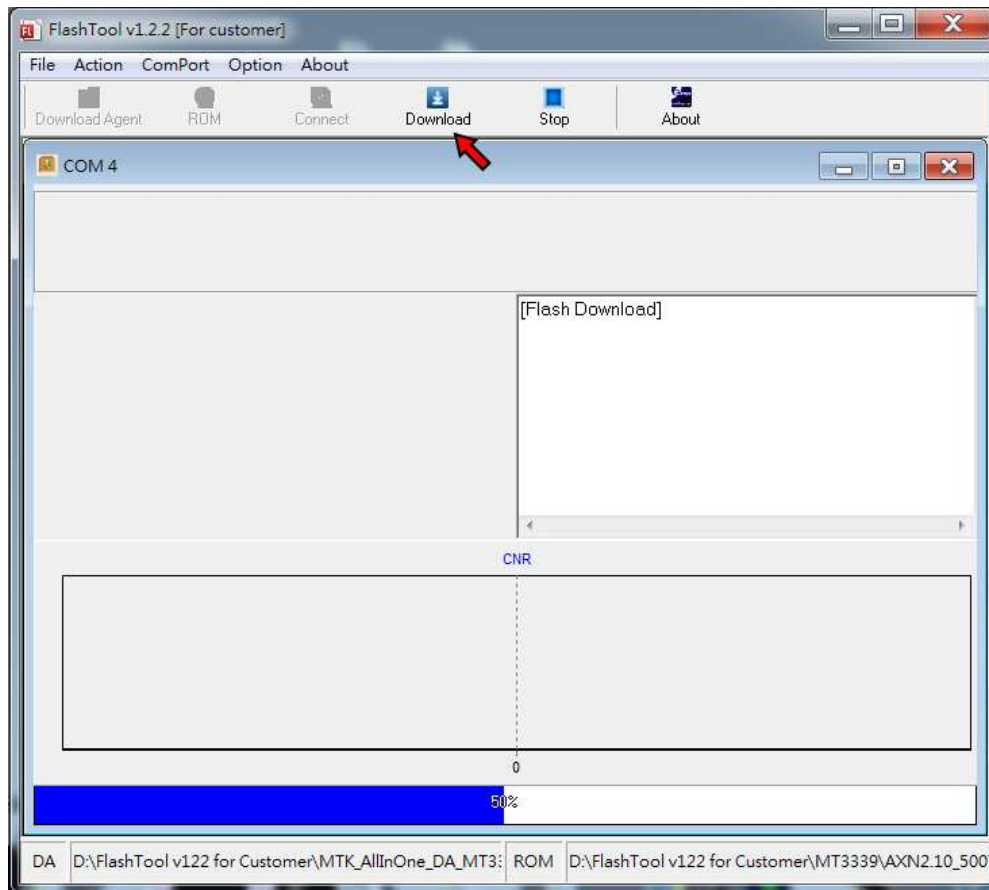


Figure 4-7

The document is the exclusive property of GlobalTop Tech Inc. and should not be distributed, reproduced, or any other format without prior permission of GlobalTop Tech Inc. Specifications subject to change without prior notice

## GlobalTop Tech Inc.

No.16 Nan-ke 9<sup>th</sup> Rd Science-based Ind. Park, Tainan 741-47, Taiwan, R.O.C.

Tel:+886-6-5051268 Fax:+886-6-5053381 <http://www.gtop-tech.com/> email: sales@gtop-tech.com

Copyright© 2011 GlobalTop Tech Inc. All right reserved.



# GlobalTop Flash Tool User Guide

Rev.A01

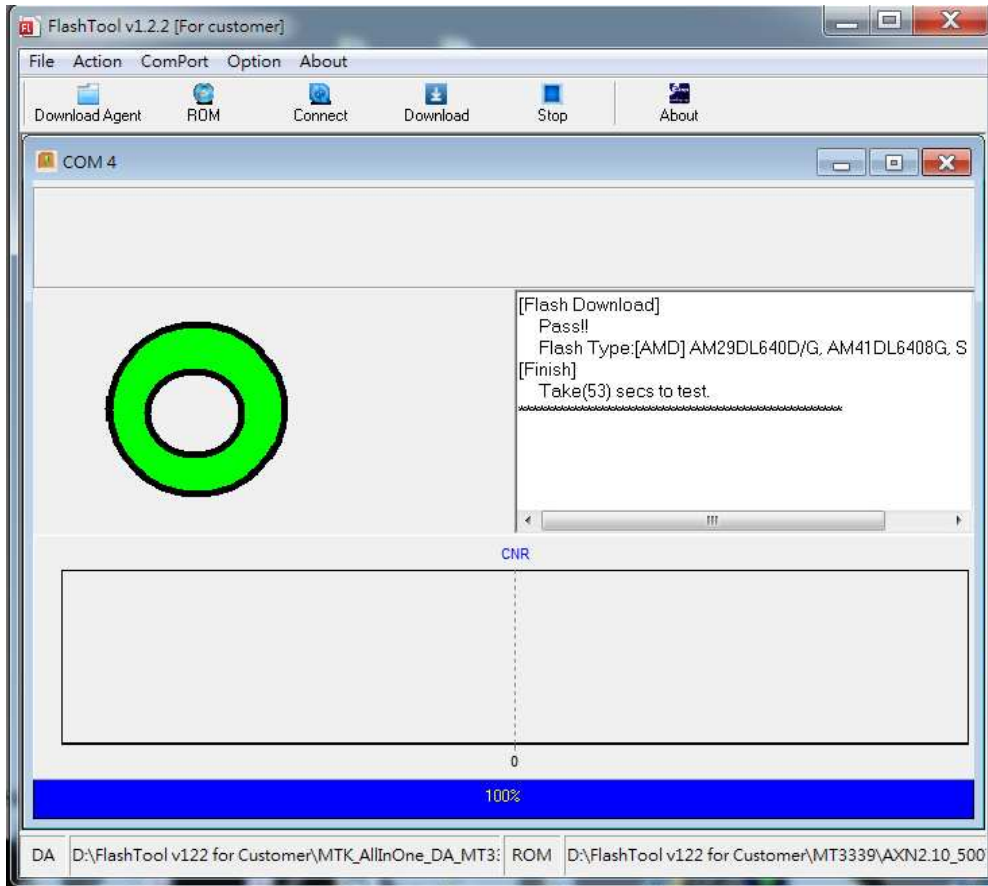


Figure 4-8

The document is the exclusive property of GlobalTop Tech Inc. and should not be distributed, reproduced, or any other format without prior permission of GlobalTop Tech Inc. Specifications subject to change without prior notice

## GlobalTop Tech Inc.

No.16 Nan-ke 9<sup>th</sup> Rd Science-based Ind. Park, Tainan 741-47, Taiwan, R.O.C.

Tel:+886-6-5051268 Fax:+886-6-5053381 <http://www.gtop-tech.com/> email: sales@gtop-tech.com

Copyright© 2011 GlobalTop Tech Inc. All right reserved.

8. To select “Action”→”Stop” or press down “Stop” on page to cease the action. As shown in below figure 4-9.

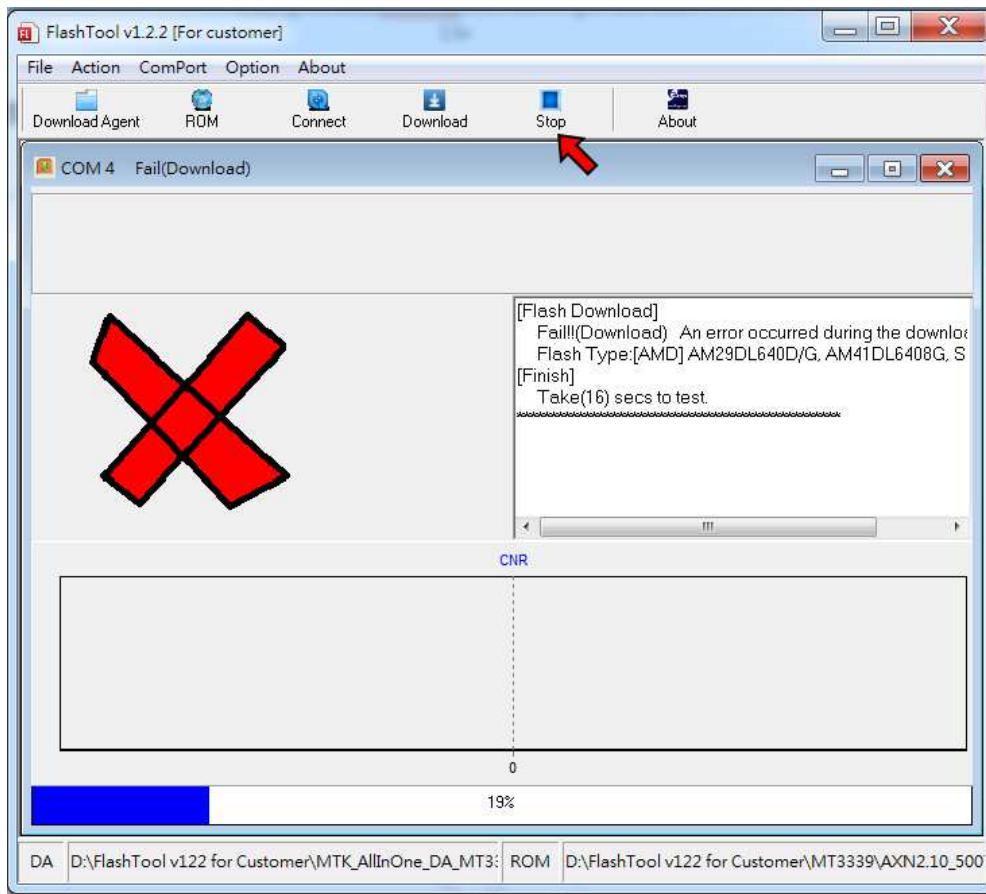


Figure 4-9



# GlobalTop Flash Tool User Guide

Rev.A01

9. To select “**About**” for display corporation and software information. As shown in below figure 4-10.

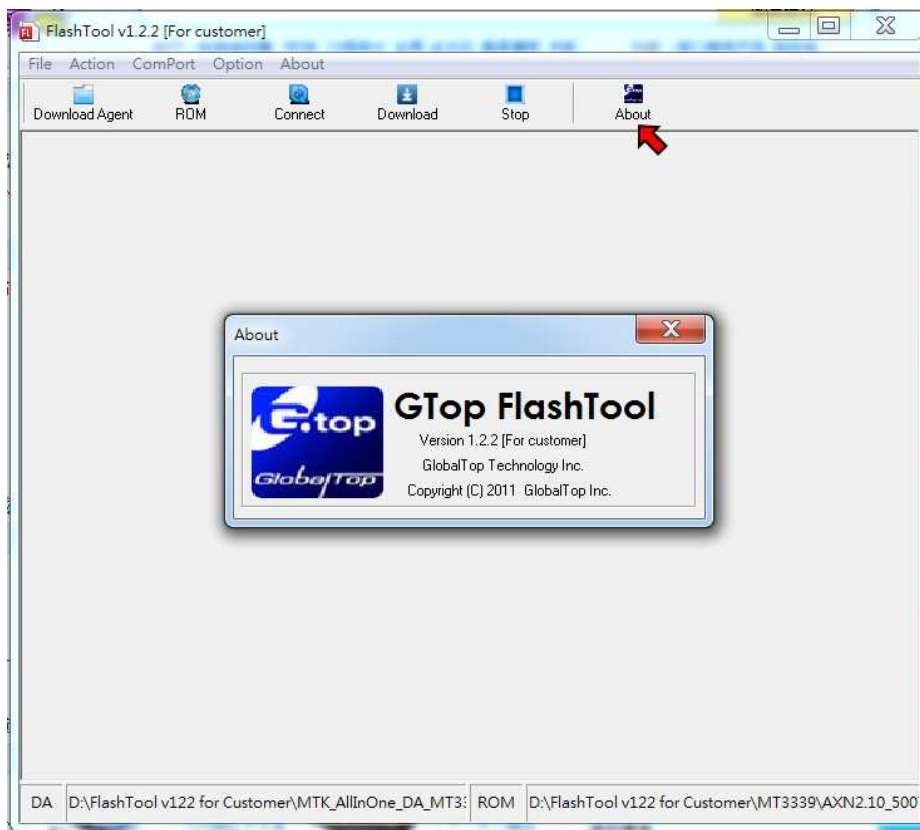


Figure 4-10

## 5. Note

1. Before firmware was burned, according to chip model to choose MT3329、MT3339 or MT3318. Then choose relative download agent files.
2. Support two types of chip model. MTK\_AllInOne\_DA\_MT3318\_v4.01 for MT3318 chip. MTK\_AllInOne\_DA\_MT3329\_v4.02 for MT3329 chip. MTK\_AllInOne\_DA\_MT3339\_E3 for MT3339 chip.

The document is the exclusive property of GlobalTop Tech Inc. and should not be distributed, reproduced, or any other format without prior permission of GlobalTop Tech Inc. Specifications subject to change without prior notice

### GlobalTop Tech Inc.

No.16 Nan-ke 9<sup>th</sup> Rd Science-based Ind. Park, Tainan 741-47, Taiwan, R.O.C.

Tel:+886-6-5051268 Fax:+886-6-5053381 <http://www.gtop-tech.com/> email: sales@gtop-tech.com

Copyright© 2011 GlobalTop Tech Inc. All right reserved.